




FIRST PRIORITY UNIVERSITY

August through September 27, 2016

HOW TO USE THIS GUIDE

First Priority University is the pre-launch training course for your Student Leaders. Use these first few weeks to build up your core team and solidify Student Leadership roles. At the very first meeting you will learn how to share your testimony, asking students to write out their salvation stories using the provided guide on page 3. **Make sure to print enough copies of the Testimony Guide (page 3) before your first meeting – one per student.** Campus Coaches will collect these to identify Student Leaders and gather contact information. Lastly, at your first meeting you will plan out all your remaining FPU training meetings leading up to your public-launch after September 28's "See You at the Pole" (see below).

ANNOUNCEMENTS



See You at the Pole

WEDNESDAY, SEP 28

Set a meet-up time, at least 30 minutes prior to the start of school, to gather at the flagpole for prayer. This is a great way to pray for your campus and also find other interested students before your first public Mission Week kick-off. Make sure to bring piles of club invites to hand out.



Mission Week Kick-Off

SEP 28 – OCT 4

Make the very first club meeting, after Sept 28, a Mission Week outreach! This is where you bring in the pizzas or donuts, invite your friends out, and share the gospel! Make sure you have properly promoted it across campus throughout September for a strong public launch.



Launch TEAM

OCT 5 – 11

You are now ready to Launch TEAM using the first Tell Guide at the end of FPU. The 4-week strategy will run sequentially over the next 8 months. To get through all 8 cycles of TEAM before the end of school, flex the curriculum to ensure every month ends on a Mission Week.

FIRST PRIORITY UNIVERSITY

FIRST PRIORITY UNIVERSITY

TABLE OF CONTENTS*

WEEK 1: Tell Testimony Guide + FPU Planning Guide	3-4
WEEK 2: First Priority 100 Series Videos Guide	5-6
WEEK 3: First Priority 200 Series Videos Guide	7-8
WEEK 4: See You at the Pole Planning Guide	9-10
Mission Guide	11
Tell Guide	12

*NOTE: If your club has extra meetings before "See You at the Pole" than is covered in FPU, take your club through some of the "First Steps of Devotion" Bible Study. If you have less meetings, combine some (such as FPU 100-200 into one week).





TELL TESTIMONY GUIDE

▶ WATCH VIDEO YOUR TESTIMONY IN 2 MINUTES

Name _____

Phone _____

Grade 6 7 8 9 10 11 12

Email _____@_____

BC What was your life like before you were saved? (Acts 26:1-11)

+ How did you get saved? Describe the circumstances of your conversion. (Acts 26:12-18)

AD How has your life changed since your conversion? (Acts 26:19-23)

- How many years have you been coming to First Priority? _____ years
- Are you interested in being a leader this year? Yes No Unsure
- If yes, what week(s)? Tell Equip Ask Mission Any

FPU PLANNING

Finish your first meeting by planning the dates of your next six meetings, including:

1. FPU 100
2. FPU 200
3. SYATP Planning Meeting
4. See You at the Pole (Sep 28)
5. Mission Week Kick-Off
6. Tell Week (Cycle 1)

Use the calendar below to get you started. Write in the calendar, using the column that applies to your club meeting day (Monday, for example) which dates you will cover each of the above meetings.¹

MONDAY	TUESDAY	WEDNESDAY	THURSDAY	FRIDAY
Aug 15	16	17	18	19
22	23	24	25	26
29	30	31	Sep 1	2
5	6	7	8	9
12	13	14	15	16
19	20	21	22	23
26	27	28 See You at the Pole Mission (PM Clubs)	29 Mission	3 Mission
3 Mission (or no school)	4 Mission	5 Mission (AM Clubs) Tell-1 (PM Clubs)	6 Tell-1	7 Tell-1
10 Mission or Tell-1	11 Tell-1	12 Equip-1	13 Equip-1	14 Equip-1

Next, transfer these dates to the top-right corner of each guide's date-box.

Lastly, fill in the names of the student who will be leading each meeting, and each component of the meeting, by filling in the blank lines provided

_____ with a student's name.

Date ____ / ____ / ____

CONGRATULATIONS! You've just successfully planned your first few weeks of First Priority!
Your next Planning Meeting will now always be at the end of every TELL week.

¹ If your club has extra meetings before "See You at the Pole" than is covered in FPU, take your club through some of the "First Steps of Devotion" Bible Study. If you have less meetings, combine some (such as FPU 100-200 into one week).

Date ____ / ____ / ____



UNIVERSITY

FPU 100 SERIES

100 SERIES OVERVIEW (12:09 Total)

In the FPU 100 Series you will learn the WHY and WHO strategy of a First Priority club. Why does First Priority exist? Who are the key players required to start and maintain and active club? In total, the four 101 videos are just over 12-minutes long. For club today, watch the first video and then break-up into small discussion groups. Spend five minutes answering the three questions. Once five minutes is up, play the next video, followed by another five minute discuss-time. Repeat until you complete the entire FPU 100 Series. Finish by completing the online [Leadership Commitment Forms](#). In total, it should take you less than 40 minutes to complete the FPU 100 Series.

101 WHY FIRST PRIORITY? (1:47)

- Read Matthew 28:19-20. What does Jesus tell us to make? What does this mean?
How can we do this on campus through First Priority?
- Go around and briefly share a time you went on a mission trip with your church. What was it like?
How can your First Priority club become similar to a nine-month mission trip?
- What role does your local church and youth group play in the First Priority strategy?
Are you already committed to a local church? Why or why not?

102 STUDENT LEADERS (3:06)

- Why and how are Student Leaders a critical component to the First Priority strategy?
- What are some of the ways, highlighted in the video, that you can become an effective Student Leader?
- How would you respond to a Student Leader that says, "I love leading First Priority, but I don't want to use the curriculum or follow the four-week TEAM strategy?"

103 FACULTY SPONSORS (3:39)

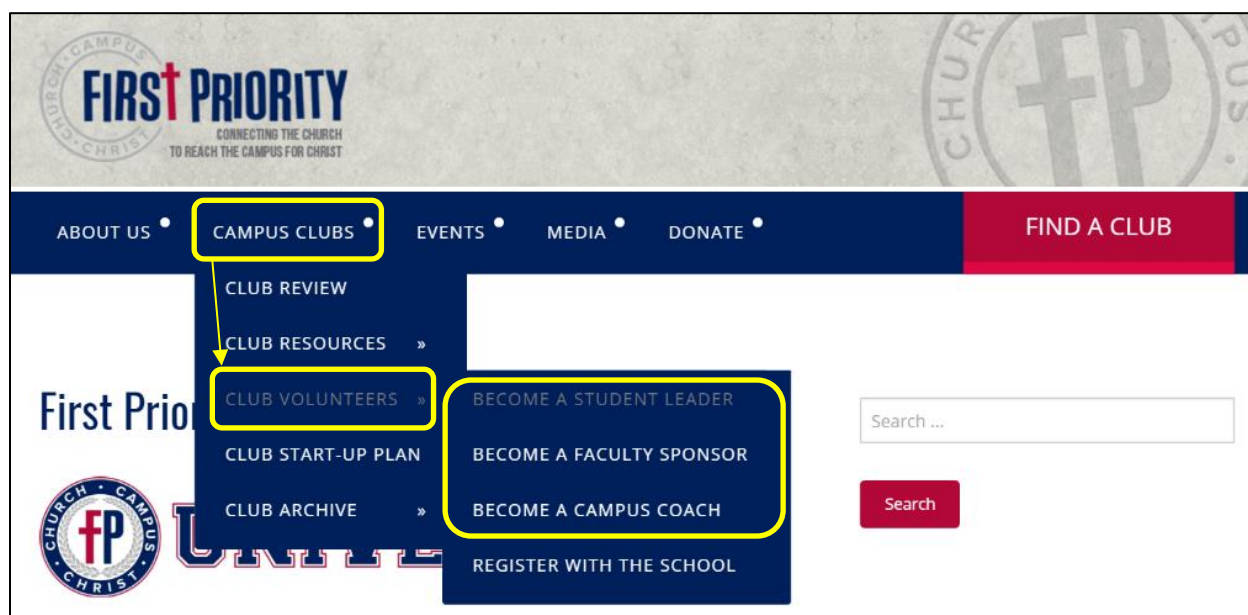
- Why are Faculty Sponsors a necessary and irreplaceable component to the First Priority strategy?
- What are some of the roles, highlighted in the video, that make for an effective Faculty Sponsor?
- Why is it critical that Faculty Sponsors attend every club meeting and serve as a liaison between your club and school administration?

104 CAMPUS COACHES (3:37)

- What is the role of a Campus Coach at the First Priority club?
- Is the Campus Coach supposed to lead all the club meetings? Why or why not?
- What are some of the First Priority resources, highlighted in the video, which the Campus Coach provides to the club?

CLUB VOLUNTEERS: BECOME A CLUB LEADER

Finish the FPU 100 series by having all your leaders (Student Leaders, Faculty Sponsors, and Campus Coaches) sign up and register on the First Priority website: www.firstpriority.cc. You can access the [FPU Commitment Forms](#) from your classroom's computer(s), tablets, or on your personal smartphones.



CLICK: Campus Clubs → Club Volunteers → Become a Student Leader (or Faculty Sponsor or Camps Coach)

Date ____ / ____ / ____



UNIVERSITY

FPU 200 SERIES

200 SERIES OVERVIEW (16:28 Total)

In the FPU 200 Series you will learn the WHAT strategy of a First Priority club. What does a First Priority club do every week? What is our TEAM strategy? In total, the four 201 Videos are just over 16-minutes long. For club today, watch the first video and then break-up into small discussion groups. Spend five minutes answering the three questions. Once five minutes is up, play the next video, followed by another five minute discuss-time. Repeat until you complete the entire FPU 200 Series. Finish by completing the online **Club Review** form. In total, it should take you less than 40 minutes to complete the FPU 200 Series.

201 TELL WEEK (5:56)

- At Tell Week we tell God Stories. What is a “**God Story**” and why do you think we should share them with each other at club?
- What happens at the end of every Tell Week? Why do you personally think it is important for students, rather than the Campus Coach or Faculty Sponsor, to lead the club publicly?
- Post to social media for your club today. If you have a smart phone, pull it out and begin following/liking First Priority: [f /firstpriorityFL](#) [@FirstPrioritySF](#) - Next, take a picture or video of your FPU training group and post it to social media with the hashtag: **#FPGodStory**

202 EQUIP WEEK (2:54)

- What happens at Equip Week? Why do you think it is important to learn how to share your faith?
- Share a recent time you got to share the gospel. How did it go?
- Take your smartphone and watch the **3Crowns** video at: www.firstpriority.cc/3crowns. What do you like most about **3Crowns**? Why?

203 ASK WEEK (3:11)

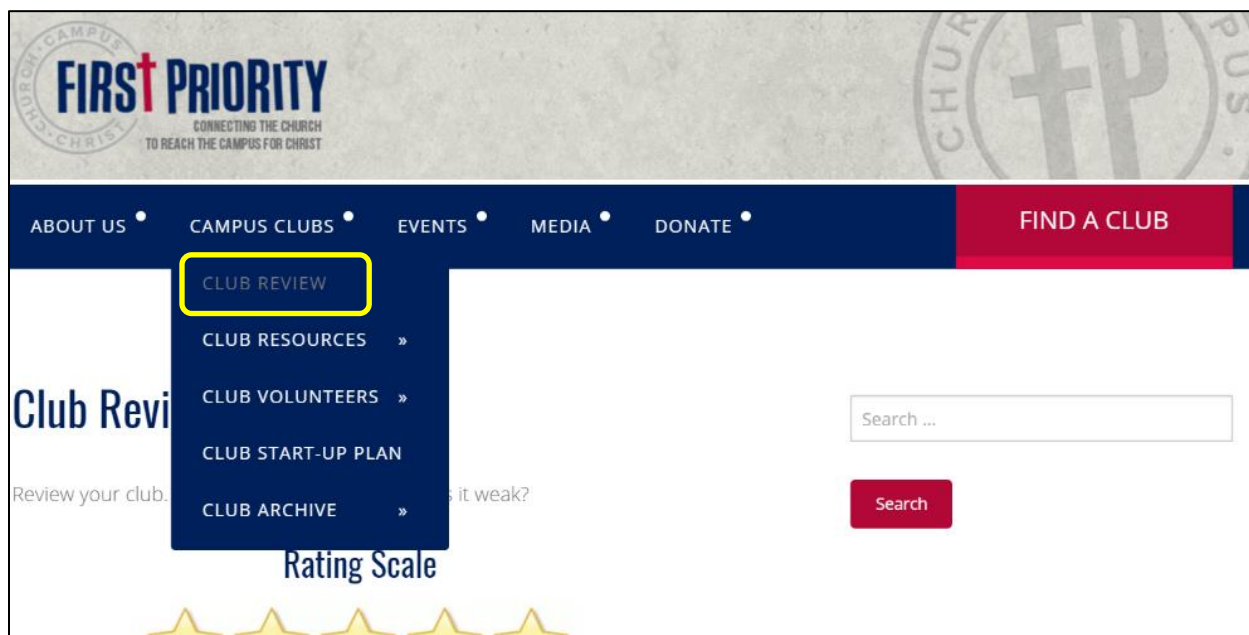
- How do you feel about praying out-loud in a small group? Why?
- What is the **Prayer Card**? How do we use it every Ask Week?
- Spend a few minutes praying together for God to bless your First Priority and save your lost friends.

204 MISSION WEEK (4:27)

- What happens every Mission Week? Why is it important to invite your friends this week?
- Everyone take out your phone and text the keyword "**JesusLife**" (one word – no space) to **313131**. What happened?
- The **First Steps of Devotion** Bible study was created for you to disciple your friends who come to Christ. How do you feel about doing a Bible study with someone who gets saved at Mission Week? Why?

SUBMIT CLUB REVIEWS

Finish the FPU 200 series by having everyone all your leaders submit their first **Club Review** on the First Priority website: www.firstpriority.cc. You can access the **Club Review** form from your classroom's computer(s), tablets, or on your personal smartphones. We'd like at least one club review every month from every club to hear how things are going!



CLICK: Campus Clubs → Club Review



SYATP PLANNING

Date ____ / ____ / ____

► **WATCH VIDEO HOW TO PLAN YOUR SYATP**

PRE-POLE PLANNING QUESTIONS

- Who will inform your principal or administration about SYATP?
- Who will contact/invite other on-campus Christian organizations such as FCA or Bible clubs (if applicable)?
- Who will be leading the social media promo? Encourage others to re-tweet. (Be sure to hashtag with **#FPGodStory** and **#syatp**)
- Will you be handing any promo material out to students before the event?
- Will you be putting up posters to promote?
- Are students going to wear First Priority or SYATP T-shirts or wristbands to promote the event?
- If school administration or students have questions about the event, who will be the student spokesperson?
- What time will you begin on your campus?
- Where will you gather on campus? (If there's more than one flagpole, designate which one.)
- Do you have an alternative meeting place in case of bad weather?
- How will you handle distractions such as an interfering adult, hecklers, onlookers, etc.?
- How will you begin the event? Who will start? How will you start?
- Will there be other elements such as worship, testimonies, or Scripture? (Be careful not to over-program—remember SYATP is about prayer.)
- Will you pray in a large group? Hold hands? Kneel? Break into small groups? (If you have a large group where it might be difficult to hear or for students to feel engaged, consider breaking into small groups at some point.)
- If you have small groups, will you designate group leaders who know what to do in advance or will a leader call out instructions prior to breaking into groups?
- What will you pray for or about, i.e. your school? Teachers? Families? City? Nation? Students around the world? (see reverse)
- How will your event end? How will you close it out? Who will close it out? (Be certain you end in plenty of time for students to get to class.)
- How can you involve all interested students in promotion prior to the event?
- How can we promote our Mission Week kick-off at SYATP (invite cards, posters, word-of-mouth, etc.)?



SYATP PRAYER GUIDE

SYATP THEME

- THEME IDEA: “A generation seeking Him!”
- THEME VERSE: Psalm 24:3–6

READ PSALM 24:3-6

- 3 Who may climb the Lord’s hill
or stand in his holy temple?
- 4 Only those who do right
for the right reasons,
and don’t worship idols
or tell lies under oath.
- 5 The Lord God, who saves them,
will bless and reward them,
6 because they worship and serve
the God of Jacob.

PRAYER IDEAS

(This is intended to be only a simple guide. Be creative. Do whatever your group is led to do.)

The Apostle Paul encourages us to make prayer an on-going activity, like a constant dialogue with God for His people and those in need of a relationship with Him.

1. Pray for students all over the world who are gathering in other nations. There are some who are in countries where they have little to no religious freedom. Many may be hungry with not enough to eat. Let’s pray for all students gathered today with us today around the globe.
2. Pray for our nation and government.
3. Pray for our school—administration and teachers. For God’s blessing and wisdom over those who lead and teach us.
4. Pray for our families.
5. Pray for our friends.
6. Pray for those in the prayer circle with you.

Pray that God will use SYATP to build up a core of students whose purpose will be to share the Gospel with non-Christian friends on campus. Ask God to bring spiritual awakening to His church. Use the two hashtags **#FPGodStory** and **#syatp** to send out what God did at your “See You at the Pole” event.



Visit www.syatp.com for more training and promotional resources.



MISSION KICK-OFF

Date ____ / ____ / ____

[STUDENT VOLUNTEERS, please make you take point on setup, greeting, and supplies, including the food and drinks]

***M-WEEK STUDENT LEADER(S)** _____

GAME _____ [firstpriority.cc/games]



WELCOME & MISSION*

[Slideshow @ firstpriority.cc/team]

- [Slide 2] OUR MISSION "Connecting the Church to Reach the Campus for Christ."
 [Slide 3] OUR VISION "Reaching every student on our campus with the Gospel is our First Priority!"
 [Slide 4] OUR CHURCHES [Show the slide of your local churches, youth groups, and contact info.]

OPENING/CLOSING PRAYER _____

SPEAKER INTRO _____

MISSION SPEAKER _____

DECISION LEADER*

[If you speaker did not call for a decision to come to Christ, do that now. Ask students to raise a hand if they want to trust in Jesus today for forgiveness and salvation. Lead them through a sinners' prayer. Once completed, make sure you do four more things...]



MISSION CHALLENGE

If your friend accepted Christ, go through the **FIRST STEPS** study over the next 4 weeks.

1. Congratulate them – it's the most important decision they have ever made!
2. Have them text **Jesuslife** to **313131**, fill out the **FORM**, and watch the new believer **VIDEO** on their phone.
3. Give them the new believer study **FIRST STEPS OF DEVOTION** and a **BIBLE** (if they don't have one).

INVITE THEM BACK next week to Tell Week and to FIND A GOOD CHURCH.



TELL CYCLE 1

Date ____ / ____ / ____

***T-WEEK STUDENT LEADER(S)** _____

GAME _____

[firstpriority.cc/games]



WELCOME & MISSION*

[Slideshow @ firstpriority.cc/team]

[Slide 2] OUR MISSION

"Connecting the Church to Reach the Campus for Christ."

[Slide 3] OUR VISION

"Reaching every student on our campus with the Gospel is our First Priority!"

[Slide 4] OUR CHURCHES

[Show the slide of your local churches, youth groups, and contact info.]

OPENING/CLOSING PRAYER _____



TELL VIDEO*

[▶ PLAY a few TELL VIDEOS.]

TELL GOD STORIES*

Encourage club members to come up front and share salvation testimonies or God Stories about the SYATP and MISSION CHALLENGE...

- At SYATP, giving out FP INVITE CARDS and LIFE BOOKS to bystanders
- Inviting a friend to MISSION WEEK or going through FIRST STEPS

POST GOD STORIES* #FPGODSTORY

Using phones, tablets, laptops, and classroom computers, spend a few minutes lighting up the web! Post a review of your club at firstpriority.cc/review and post photos, videos, and stories on social media. Make sure to tag us and hashtag #FPGodStory



FACEBOOK

Like/Tag

[/firstpriorityFL](https://www.facebook.com/firstpriorityFL)



TWITTER

Follow/Tag

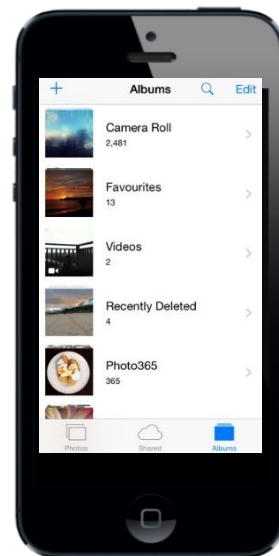
[@FirstPrioritySF](https://twitter.com/FirstPrioritySF)



INSTAGRAM

Follow/Tag

[@FirstPrioritySF](https://www.instagram.com/FirstPrioritySF)



TEAM PLANNING _____

Finish Tell Week by downloading, printing, and filling in the **Oct-Cycle-1 "Student Leader TEAM Planner"** to make sure students are leading every aspect of the club over the next month. Try to give new students simple ways to serve. Lastly, remember to fill in the date for each week, anticipating holidays, testing, early releases, etc.