



OCT 2016 | CYCLE 1

Student Leader TEAM Plan

HOW TO USE THIS GUIDE

At the end of every TELL week, pull everyone together and plan out your next four club meetings: EQUIP, ASK, MISSION, and TELL week (EAM-T). Up front, identify one or two different Student Leaders to take full responsibility for each of the four weeks. These week-leaders will use the planning time to make sure they have coverage for each component of their meeting (see the next page for volunteer roles). Lastly, while filling out your TEAM Plan, make sure you identify the actual dates your club will meet for each week. Take into consideration holidays, early dismissals, testing, etc. That way everyone knows the exact date(s) they are committing to serve.

ANNOUNCEMENTS



I Am Not Ashamed

Opening in theaters October 21, this movie tells the inspiring true story of Rachel Joy Scott at Columbine High School. When her hopes and dreams seemed to end, God was just getting started.



Thanksgiving Mission

Thanksgiving is November 24th this year. Make sure you plan ahead to get your November Mission week in before the break.



Christmas Mission

Make sure you get your Mission Week in before Winter break. Bring in Christmas themed food and decorations, and make a Christmas party out of it!

STUDENT LEADERSHIP POSITIONS

TEAM Week-Leaders The various Week-Leaders (i.e. T-Leader, E-Leader, A-Leader, M-Leader) are responsible for making the corresponding meeting runs smoothly and that every vacant leadership and volunteer role is filled. The Week-Leader also emcees their meeting and leads the large group portion of that meeting. This includes sharing the weekly Welcome, Vision, and Mission of First Priority.

Public Prayer Leader The Public Prayer Leader opens and closes the meeting with a public group prayer. This can be one student per meeting or two, one student opening and the other closing.

Small Group Leaders These students lead the small group break-out discussions and activities at club, including smaller prayer groups. On Mission Week, these leaders are responsible for follow-up with new believers, making ensuring converts are given Life Books, decisions are recorded online, and each student is paired with a friend for follow-up.

Mission Speaker/Liaison This student is responsible for giving the Mission Week talk or inviting a guest-speaker. If an outside speaker is lined up, the Liaison is responsible to get them the Speaker Guidelines and introduce them before their message.

STUDENT VOLUNTEER ROLES

Setup These volunteers make sure the room is set for the meeting. This includes background music, lighting, seating, and First Priority literature is out and ready.

Greeters This team is responsible for placing greeters at all the doorways and in the hallway when appropriate. Additionally, if there are extra greeter, this team has students roam the room looking to connect with newcomers, ensuring they feel welcomed and included.

Games These volunteers bring a weekly game or icebreaker, to open up the club with a fun team-building activity, as time permits.

Supplies These volunteers are responsible for putting food out on Mission Week, or any other weeks snacks are brought to club. They makes sure additional paper supplies and drinks are brought to club and oversee the serving of all food.

Tech The Student Techs are responsible for the computer setup, to access all the weekly digital videos and resources, and the presentation of the videos using a large flat-screen television or projector. This team also includes setting up the PowerPoint presentation and speakers for playing background music.

WEB RESOURCES

All the weekly club resources and videos can be accessed online at www.FirstPriority.cc/team. Please test all streaming videos, to ensure they play properly. If not, download the file first and play from the computer's hard drive. The Tech Team must ensure the PowerPoint slideshow is downloaded and live as students arrive.

This TEAM Cycle who will serve on...

Setup

Greeters

Supplies

Tech



EQUIP CYCLE 1

Date ____ / ____ / ____

***E-WEEK STUDENT LEADER(S)** _____

GAME _____ [firstpriority.cc/games]



WELCOME & MISSION*

[Slideshow @ firstpriority.cc/team]

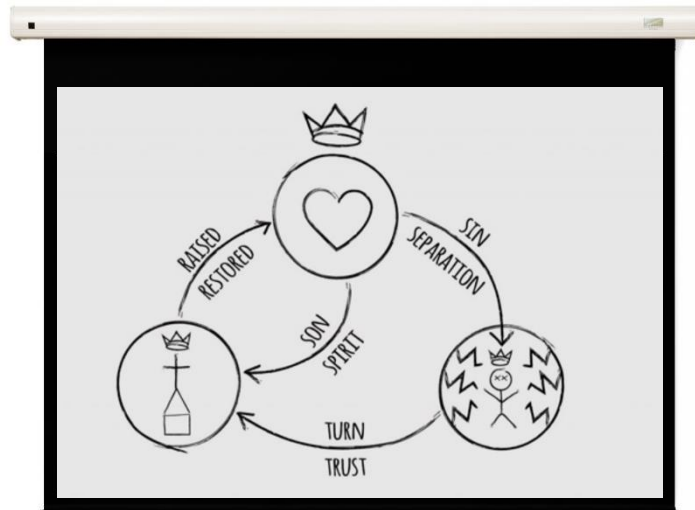
- [Slide 2] OUR MISSION "Connecting the Church to Reach the Campus for Christ."
- [Slide 3] OUR VISION "Reaching every student on our campus with the Gospel is our First Priority!"
- [Slide 4] OUR CHURCHES [Show the slide of your local churches, youth groups, and contact info.]

OPENING/CLOSING PRAYER _____

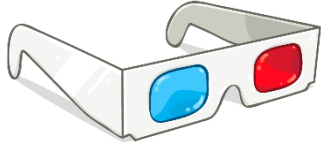


EQUIP VIDEO*

[▶ **PLAY** the EQUIP VIDEO about 3 Crowns.]



[After the videos, coordinate with the 3D Leaders and do the activities on the back. Switch between large or small groups, based on your club size. PRAYER LEADER, watch the clock and close the meeting when time runs out.]



3CROWNS IN 3D

Personal evangelism shouldn't be a monologue – one directional. It should be a dialogue that enables you to go back-and-forth with your friends. Go 3D. Discuss, Declare, and Defend the Good News!

1D DISCUSS THE BIBLE _____



"What do you think the Bible is about?"

2D DECLARE THE BIBLE _____



The Bible reveals the true and perfect record of mankind's origin, purpose and destiny.

The Bible is an incredible book – the greatest book ever written! You know why? It wasn't just written by man. It was inspired by God. It was written over 1500 years, by 40 different men, on 3 different continents in 3 different languages. Its consistent message is that God loves us and wants us to know Him.



2 TIMOTHY 3:16: "Everything in the Scriptures is God's Word." (CEV)

3D QUESTIONS

1. Where do we come from? (Origin)
2. Why are we here? (Meaning)
3. Where are we going? (Destiny)

ROLE-PLAY

Break into pairs, making sure everyone has paper and pencils. One of you take on the role of the student evangelist. Open the conversation by asking a 3D QUESTION. Listen to your friend's response. After they have answered, response with the new CROWN IDEA and CROWN PASSAGE ("The Bible tells us..."). Next transition into practicing the entire 3 Crowns presentation, starting from THE BIBLE. Once completed, switch roles.



3D DEFEND THE BIBLE _____

After the roleplay is complete, show the Defend (apologetics) Video.

Defend the reliability of the New Testament using the six E's below.

The testimony of the New Testament is...

- | | |
|-----------------|-------------------------------|
| 1. Early | 4. Excruciating |
| 2. Eyewitness | 5. Expected (fulfills OT) |
| 3. Embarrassing | 6. Extra-biblically confirmed |



EQUIP CHALLENGE

Ask a 3D QUESTION to at least one friend this week. See if you can share 3CROWNS with them.



ASK CYCLE 1

Date ____ / ____ / ____

***A-WEEK STUDENT LEADER(S)** _____

GAME _____ [firstpriority.cc/games]




WELCOME & MISSION* [Slideshow @ firstpriority.cc/team]

- [Slide 2] OUR MISSION "Connecting the Church to Reach the Campus for Christ."
- [Slide 3] OUR VISION "Reaching every student on our campus with the Gospel is our First Priority!"
- [Slide 4] OUR CHURCHES [Show the slide of your local churches, youth groups, and contact info.]

OPENING/CLOSING PRAYER _____

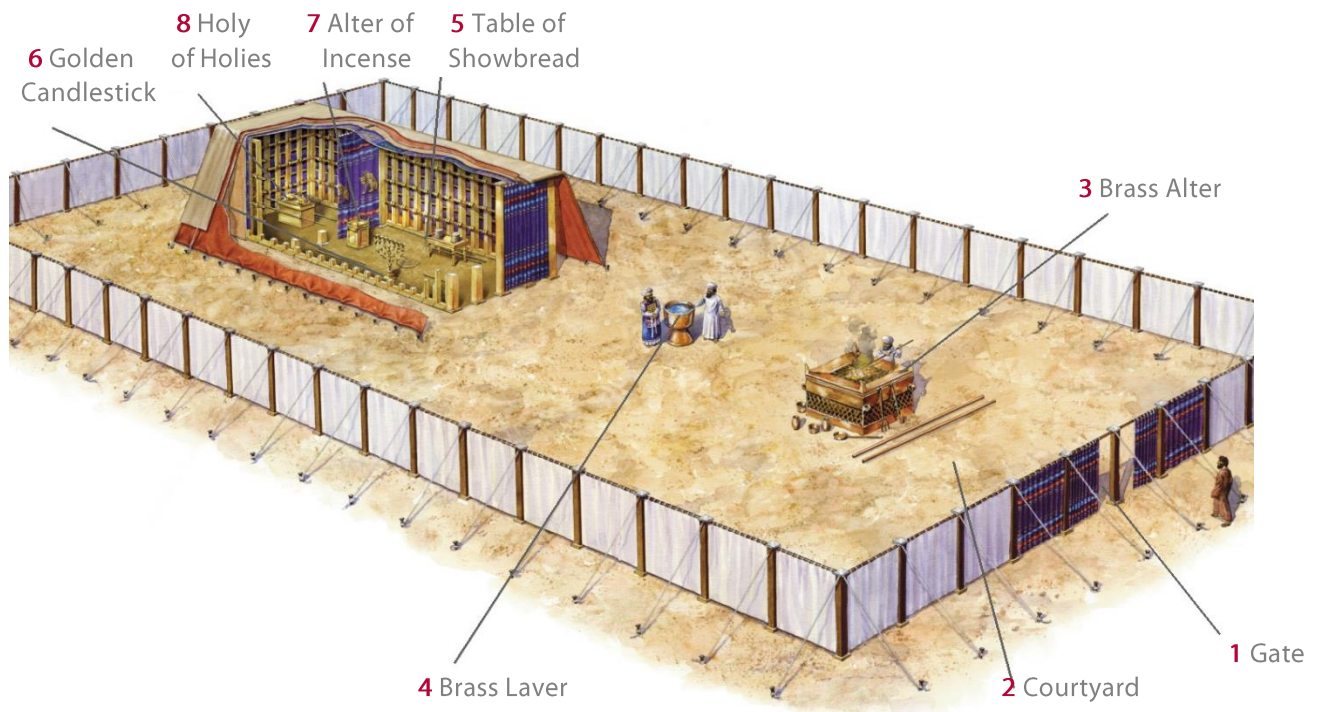
1. THE GATE: THE PLACE OF THANKSGIVING*



"Enter into his gates with thanksgiving..." (Psalm 100:4). Start your praying time giving thanks to God for who he is and what he's done. Thank him for saving you. Thank him for the gospel. Thank him for the many blessings in your life. Many people wonder what God's will is for their lives. First Thessalonians 5:18 tells us the answer. 'In everything give thanks, for this is the will of God in Christ Jesus concerning you.' Ephesians 5:20 also exhorts us to give thanks to God for everything. A good way to start every prayer is with thanksgiving!

SMALL GROUP LEADERS _____

PRAYING THROUGH THE TABERNACLE



ASK ACTIVITY

Break up into small groups. Assign each group to look up a passage. Discuss what each teaches us about giving thanks to God.

- Psalm 100
- Psalm 95:1-6
- Ephesians 5:18-21
- Philippians 4:4-7
- 1 Thessalonians 5:16-18

Then, have one person read the verse in front of the club and share the insights to the larger group.

PRAY THROUGH PSALM 95:1-6

[Conclude Ask Week in small prayer groups, praying through Psalm 95:1-6. Additionally, make sure every member of your small group has a PRAYER CARD. Fill in the names of those you are praying for and plan to invite to MISSION WEEK. Share the names and a little about your unsaved friend in your small group. After everyone has shared, pray together for your friends and for mission week. PRAYER LEADER, watch the clock and close the meeting when time runs out.

MISSION WEEK

Before you close in prayer, make sure all your Student Leaders know who are serving where next week for Mission Week!



ASK CHALLENGE

Ask at least one friend, who doesn't attend First Priority, how you can PRAY for them.



MISSION CYCLE 1

Date ____ / ____ / ____

[STUDENT VOLUNTEERS, please make you take point on setup, greeting, and supplies, including the food and drinks]

***M-WEEK STUDENT LEADER(S)** _____

GAME _____ [firstpriority.cc/games]



WELCOME & MISSION*

[Slideshow @ firstpriority.cc/team]

- [Slide 2] OUR MISSION "Connecting the Church to Reach the Campus for Christ."
- [Slide 3] OUR VISION "Reaching every student on our campus with the Gospel is our First Priority!"
- [Slide 4] OUR CHURCHES [Show the slide of your local churches, youth groups, and contact info.]

OPENING/CLOSING PRAYER _____

SPEAKER INTRO _____

MISSION SPEAKER _____

DECISION LEADER*

[If you speaker did not call for a decision to come to Christ, do that now. Ask students to raise a hand if they want to trust in Jesus today for forgiveness and salvation. Lead them through a sinners' prayer. Once completed, make sure you do four more things...]



MISSION CHALLENGE

If your friend accepted Christ, go through the **FIRST STEPS** study over the next 4 weeks.

1. Congratulate them – it's the most important decision they have ever made!
2. Have them text **Jesuslife** to **313131**, fill out the **FORM**, and watch the new believer **VIDEO** on their phone.
3. Give them the new believer study **FIRST STEPS OF DEVOTION** and a **BIBLE** (if they don't have one).
4. **INVITE THEM BACK** next week to **Tell Week** and to **FIND A GOOD CHURCH**.



TELL CYCLE 2

Date ____ / ____ / ____

***T-WEEK STUDENT LEADER(S)** _____

GAME _____ [firstpriority.cc/games]



WELCOME & MISSION*

[Slideshow @ firstpriority.cc/team]

- [Slide 2] OUR MISSION "Connecting the Church to Reach the Campus for Christ."
- [Slide 3] OUR VISION "Reaching every student on our campus with the Gospel is our First Priority!"
- [Slide 4] OUR CHURCHES [Show the slide of your local churches, youth groups, and contact info.]

OPENING/CLOSING PRAYER _____



TELL VIDEO*

[▶ PLAY a few TELL VIDEOS.]

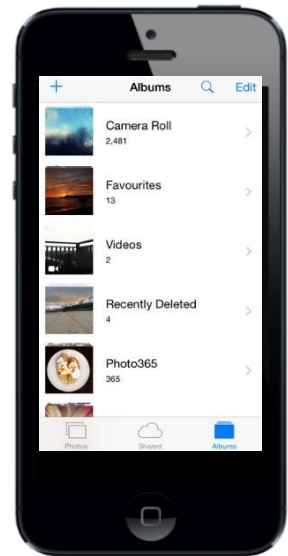
TELL GOD STORIES*

Encourage club members to come up front and share salvation testimonies or God Stories about the EQUIP, ASK, or MISSION CHALLENGE...

- EQUIP Asking a 3D QUESTION or sharing 3CROWNS
- ASK Offering PRAYER to a friend outside of club
- MISSION Inviting to MISSION WEEK or going through FIRST STEPS

POST GOD STORIES* #FPGODSTORY

Using phones, tablets, laptops, and classroom computers, spend a few minutes lighting up the web! Post a review of your club at firstpriority.cc/review and post photos, videos, and stories on social media. Make sure to tag us and hashtag #FPGodStory



- FACEBOOK** Like/Tag [/firstpriorityFL](https://www.facebook.com/firstpriorityFL)
- TWITTER** Follow/Tag [@FirstPrioritySF](https://twitter.com/FirstPrioritySF)
- INSTAGRAM** Follow/Tag [@FirstPrioritySF](https://www.instagram.com/FirstPrioritySF)

TEAM PLANNING _____

Finish Tell Week by using the next "Student Leader TEAM Planner" to make sure students are leading every aspect of the club over the next month. Try to give new students simple ways to serve. Lastly, remember to fill in the date for each week, anticipating holidays, testing, early releases, etc.