



DEC 2016 | CYCLE 3

Student Leader TEAM Plan

HOW TO USE THIS GUIDE

At the end of every TELL week, pull everyone together and plan out your next four club meetings: EQUIP, ASK, MISSION, and TELL week (EAM-T). Up front, identify one or two different Student Leaders to take full responsibility for each of the four weeks. These week-leaders will use the planning time to make sure they have coverage for each component of their meeting (see the next page for volunteer roles). Lastly, while filling out your TEAM Plan, make sure you identify the actual dates your club will meet for each week. Take into consideration holidays, early dismissals, testing, etc. That way everyone knows the exact date(s) they are committing to serve.

ANNOUNCEMENTS



Community Service

Make December a special time of service for your club! Many clubs do service projects (e.g. Operation Christmas Child). Or ask your administration how your club can serve.



Christmas Mission

Make sure you get your Mission Week in before Winter break. Bring in Christmas themed food and decorations, and make a Christmas party out of it!



Youth Pastor Summit

Tell your Youth Pastor to google YPS and register after Jan 5. It's a free conference in Orlando Mar 26-28. Campus Coaches can room with First Priority at a discounted rates!

STUDENT LEADERSHIP POSITIONS

TEAM Week-Leaders The various Week-Leaders (i.e. T-Leader, E-Leader, A-Leader, M-Leader) are responsible for making the corresponding meeting runs smoothly and that every vacant leadership and volunteer role is filled. The Week-Leader also emcees their meeting and leads the large group portion of that meeting. This includes sharing the weekly Welcome, Vision, and Mission of First Priority.

Public Prayer Leader The Public Prayer Leader opens and closes the meeting with a public group prayer. This can be one student per meeting or two, one student opening and the other closing.

Small Group Leaders These students lead the small group break-out discussions and activities at club, including smaller prayer groups. On Mission Week, these leaders are responsible for follow-up with new believers, making ensuring converts are given Life Books, decisions are recorded online, and each student is paired with a friend for follow-up.

Mission Speaker/Liaison This student is responsible for giving the Mission Week talk or inviting a guest-speaker. If an outside speaker is lined up, the Liaison is responsible to get them the Speaker Guidelines and introduce them before their message.

STUDENT VOLUNTEER ROLES

Setup These volunteers make sure the room is set for the meeting. This includes background music, lighting, seating, and First Priority literature is out and ready.

Greeters This team is responsible for placing greeters at all the doorways and in the hallway when appropriate. Additionally, if there are extra greeter, this team has students roam the room looking to connect with newcomers, ensuring they feel welcomed and included.

Games These volunteers bring a weekly game or icebreaker, to open up the club with a fun team-building activity, as time permits.

Supplies These volunteers are responsible for putting food out on Mission Week, or any other weeks snacks are brought to club. They makes sure additional paper supplies and drinks are brought to club and oversee the serving of all food.

Tech The Student Techs are responsible for the computer setup, to access all the weekly digital videos and resources, and the presentation of the videos using a large flat-screen television or projector. This team also includes setting up the PowerPoint presentation and speakers for playing background music.

WEB RESOURCES

All the weekly club resources and videos can be accessed online at www.FirstPriority.cc/team. Please test all streaming videos, to ensure they play properly. If not, download the file first and play from the computer's hard drive. The Tech Team must ensure the PowerPoint slideshow is downloaded and live as students arrive.

This TEAM Cycle who will serve on...

Setup

Greeters

Supplies

Tech



EQUIP CYCLE 3

Date ____ / ____ / ____

***E-WEEK STUDENT LEADER(S)** _____

GAME _____ [firstpriority.cc/games]



WELCOME & MISSION*

[Slideshow @ firstpriority.cc/team]

[Slide 2] OUR MISSION

"Connecting the Church to Reach the Campus for Christ."

[Slide 3] OUR VISION

"Reaching every student on our campus with the Gospel is our First Priority!"

[Slide 4] OUR CHURCHES

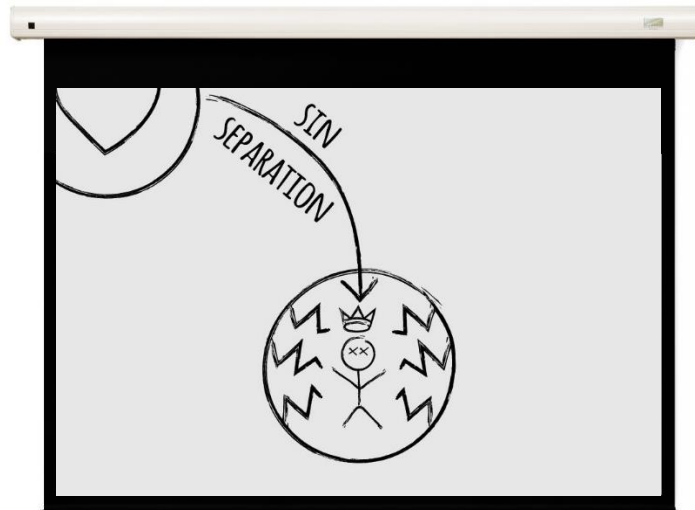
[Show the slide of your local churches, youth groups, and contact info.]

OPENING/CLOSING PRAYER _____

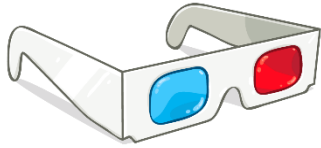


EQUIP VIDEO*

[▶ PLAY the EQUIP VIDEO about THE 2ND CROWN.]



[After the videos, coordinate with the 3D Leaders and do the activities on the back. Switch between large or small groups, based on your club size. PRAYER LEADER, watch the clock and close the meeting when time runs out.]



3CROWNS IN 3D

Personal evangelism shouldn't be a monologue – one directional. It should be a dialogue that enables you to go back-and-forth with your friends. Go 3D. Discuss, Declare, and Defend the Good News!

1D DISCUSS SIN _____



"Do you think people are basically good or evil? Why?"

2D DECLARE SIN _____



We rejected God's rule and crowned ourselves.

This is the second crown. We have made ourselves king. The Bible calls this sin. Sin separates us from God. The ultimate penalty for our sin is death, both physical and spiritual in Hell. Our sin has brought a curse on creation and brokenness into the world. Sadness, sickness, suffering, and pain now touch all our lives.



Romans 3:23 "All of us have sinned and fallen short of God's glory." (CEV)

3D QUESTIONS

1. Where do we come from? (Origin)
2. Why are we here? (Meaning)
3. Where are we going? (Destiny)

ROLE-PLAY

Break into pairs, making sure everyone has paper and pencils. One student asks the new DISCUSS GOD question or one of the 3D Questions to transition to 3 Crowns. Then sketch out 3 Crowns, explaining the Gospel to your friend. Once completed, switch roles, so both of you get to practice.



3D DEFEND SIN _____

If God is all powerful and all good, why is there evil in the world? Watch the brief video and discuss what it teaches below:

- Evil isn't just "out there." Evil is inside of you and me.
- Therefore, to judge and destroy evil now means to judge and destroy millions of people.
- God permits evil to continue because he is patient, allowing more time for repentance (2 Peter 3:9).



EQUIP CHALLENGE

Ask a 3D QUESTION to at least one friend this week. See if you can share 3CROWNS with them.



ASK CYCLE 3

Date ____ / ____ / ____

***A-WEEK STUDENT LEADER(S)** _____

GAME _____ [firstpriority.cc/games]



WELCOME & MISSION* [Slideshow @ firstpriority.cc/team]

- [Slide 2] OUR MISSION "Connecting the Church to Reach the Campus for Christ."
- [Slide 3] OUR VISION "Reaching every student on our campus with the Gospel is our First Priority!"
- [Slide 4] OUR CHURCHES [Show the slide of your local churches, youth groups, and contact info.]

OPENING/CLOSING PRAYER _____

PRAYING THRU THE TABERNACLE

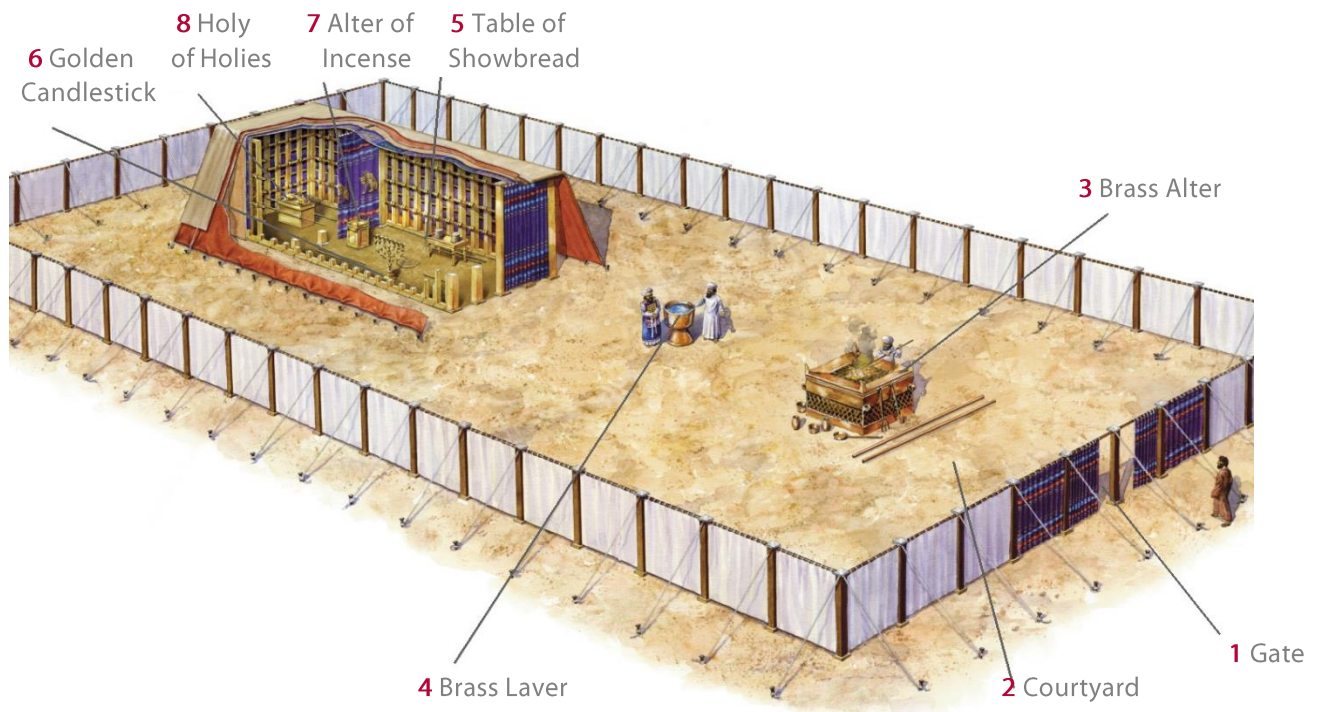
1. The Gate: Thank God for what He does
2. The Courtyard: Praise God for who He is
3. **The Brass Alter:** Confess specific sins and confess that you are forgiven
4. The Brass Laver: Let the Lord speak to you through a verse or two of Scripture
5. The Table of Showbread: Talk to the Lord about personal needs
6. The Golden Candlestick: Pray for ministers and missionaries – for all who shine God’s light
7. The Altar of Incense: Pray for you family, friends, and enemies
8. The Holy of Holies: Worship the Lord with a heart in tune with His presence

3. THE BRASS ALTER _____

"In the Courtyard of the Tabernacle stood a Brass Alter. This was where the Israelites would bring their sin and trespass offerings. As they placed their hand upon the bull, goat, or lamb they brought as a sacrifice, they would confess their sin – not generically, but specifically... The animal [dying] upon the Brass Alter (like Jesus dying on the cross) is an indelible picture of the result of our sin. In this paradigm for prayer, the Brass Alter is the place where confession is made.... Confession says, 'Father, I agree with You that this thought or action is sin.'" - Jon Courson

SMALL GROUP LEADERS

PRAYING THROUGH THE TABERNACLE



ASK ACTIVITY

Break up into small groups. Assign each group to look up a passage. Discuss what each teaches us about praising God.

- Psalm 51
- Psalm 103
- Hebrews 4:12-16
- James 5:13-20
- 1 John 1:5-10

Then, have one person read the verse in front of the club and share the insights to the larger group.

PRAY THROUGH PSALM 51

[Conclude Ask Week in small prayer groups, praying through Psalm 51. Additionally, make sure every member of your small group has a PRAYER CARD. Fill in the names of those you are praying for and plan to invite to MISSION WEEK. Share the names and a little about your unsaved friend in your small group. After everyone has shared, pray together for your friends and for mission week. PRAYER LEADER, watch the clock and close the meeting when time runs out.

MISSION WEEK

Before you close in prayer, make sure all your Student Leaders know who are serving where next week for Mission Week!



ASK CHALLENGE

Ask at least one friend, who doesn't attend First Priority, how you can PRAY for them.



MISSION CYCLE 3

Date ____ / ____ / ____

[STUDENT VOLUNTEERS, please make you take point on setup, greeting, and supplies, including the food and drinks]

***M-WEEK STUDENT LEADER(S)** _____

GAME _____ [firstpriority.cc/games]



WELCOME & MISSION*

[Slideshow @ firstpriority.cc/team]

- [Slide 2] OUR MISSION "Connecting the Church to Reach the Campus for Christ."
- [Slide 3] OUR VISION "Reaching every student on our campus with the Gospel is our First Priority!"
- [Slide 4] OUR CHURCHES [Show the slide of your local churches, youth groups, and contact info.]

OPENING/CLOSING PRAYER _____

SPEAKER INTRO _____

MISSION SPEAKER _____

DECISION LEADER*

[If you speaker did not call for a decision to come to Christ, do that now. Ask students to raise a hand if they want to trust in Jesus today for forgiveness and salvation. Lead them through a sinners' prayer. Once completed, make sure you do four more things...]



MISSION CHALLENGE

If your friend accepted Christ, go through the **FIRST STEPS** study over the next 4 weeks.

1. Congratulate them – it's the most important decision they have ever made!
2. Have them text **Jesuslife** to **313131**, fill out the **FORM**, and watch the new believer **VIDEO** on their phone.
3. Give them the new believer study **FIRST STEPS OF DEVOTION** and a **BIBLE** (if they don't have one).
4. **INVITE THEM BACK** next week to **Tell Week** and to **FIND A GOOD CHURCH**.



TELL CYCLE 4

Date ____ / ____ / ____

***T-WEEK STUDENT LEADER(S)** _____

GAME _____ [firstpriority.cc/games]



WELCOME & MISSION*

[Slideshow @ firstpriority.cc/team]

- [Slide 2] OUR MISSION "Connecting the Church to Reach the Campus for Christ."
- [Slide 3] OUR VISION "Reaching every student on our campus with the Gospel is our First Priority!"
- [Slide 4] OUR CHURCHES [Show the slide of your local churches, youth groups, and contact info.]

OPENING/CLOSING PRAYER _____



TELL VIDEO*

[▶ PLAY a few TELL VIDEOS.]

TELL GOD STORIES*

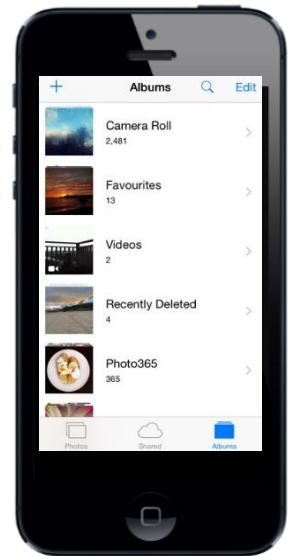
Encourage club members to come up front and share salvation testimonies or God Stories about the EQUIP, ASK, or MISSION CHALLENGE...

- EQUIP Asking a 3D QUESTION or sharing 3CROWNS
- ASK Offering PRAYER to a friend outside of club
- MISSION Inviting to MISSION WEEK or going through FIRST STEPS

POST GOD STORIES* #FPGODSTORY

Using phones, tablets, laptops, and classroom computers, spend a few minutes lighting up the web! Post a review of your club at firstpriority.cc/review and post photos, videos, and stories on social media. Make sure to tag us and hashtag #FPGodStory

- FACEBOOK** Like/Tag [/firstpriorityFL](https://www.facebook.com/firstpriorityFL)
- TWITTER** Follow/Tag [@FirstPrioritySF](https://twitter.com/FirstPrioritySF)
- INSTAGRAM** Follow/Tag [@FirstPrioritySF](https://www.instagram.com/FirstPrioritySF)



TEAM PLANNING _____

Finish Tell Week by using the next "Student Leader TEAM Planner" to make sure students are leading every aspect of the club over the next month. Try to give new students simple ways to serve. Lastly, remember to fill in the date for each week, anticipating holidays, testing, early releases, etc.